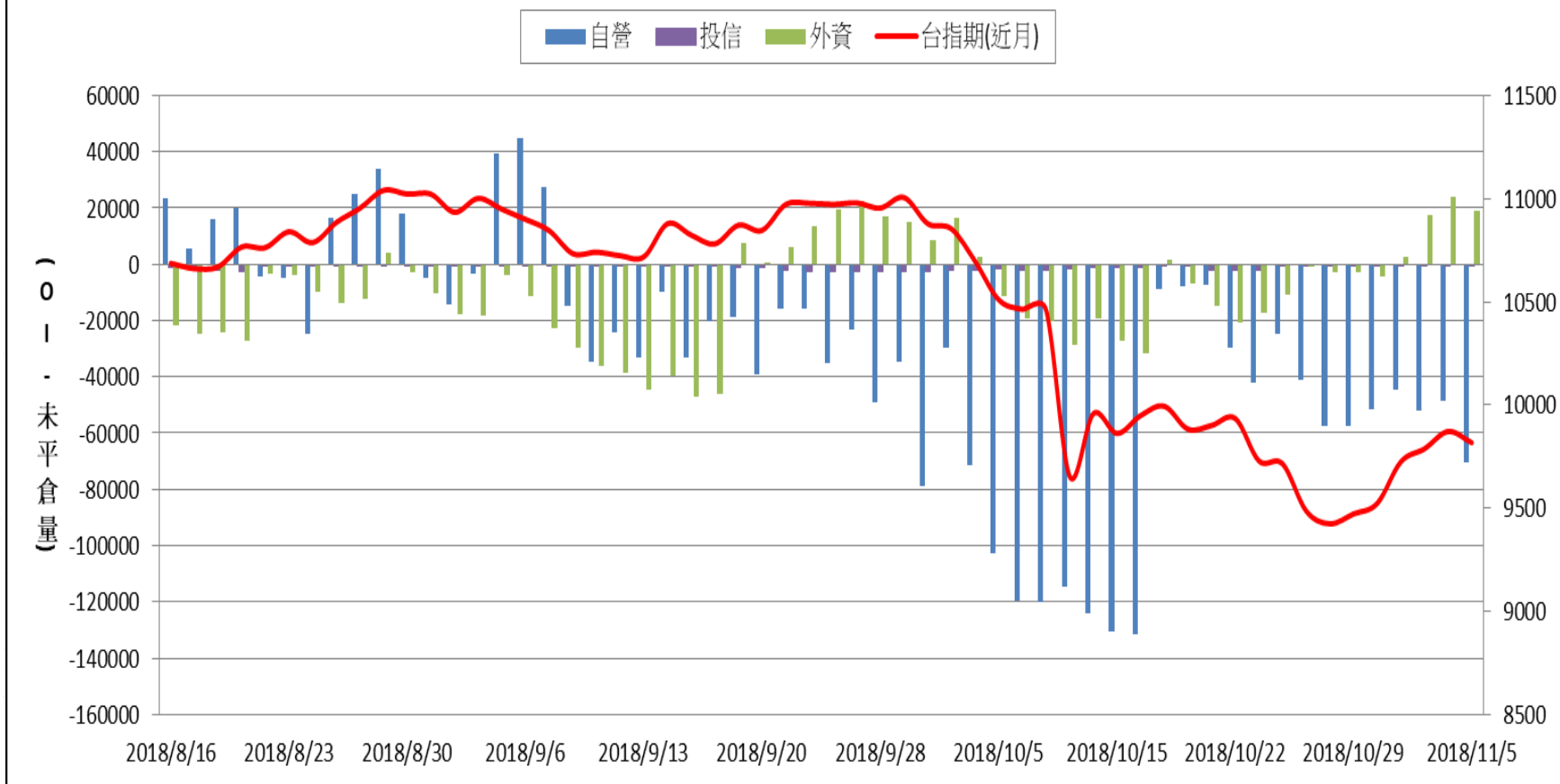
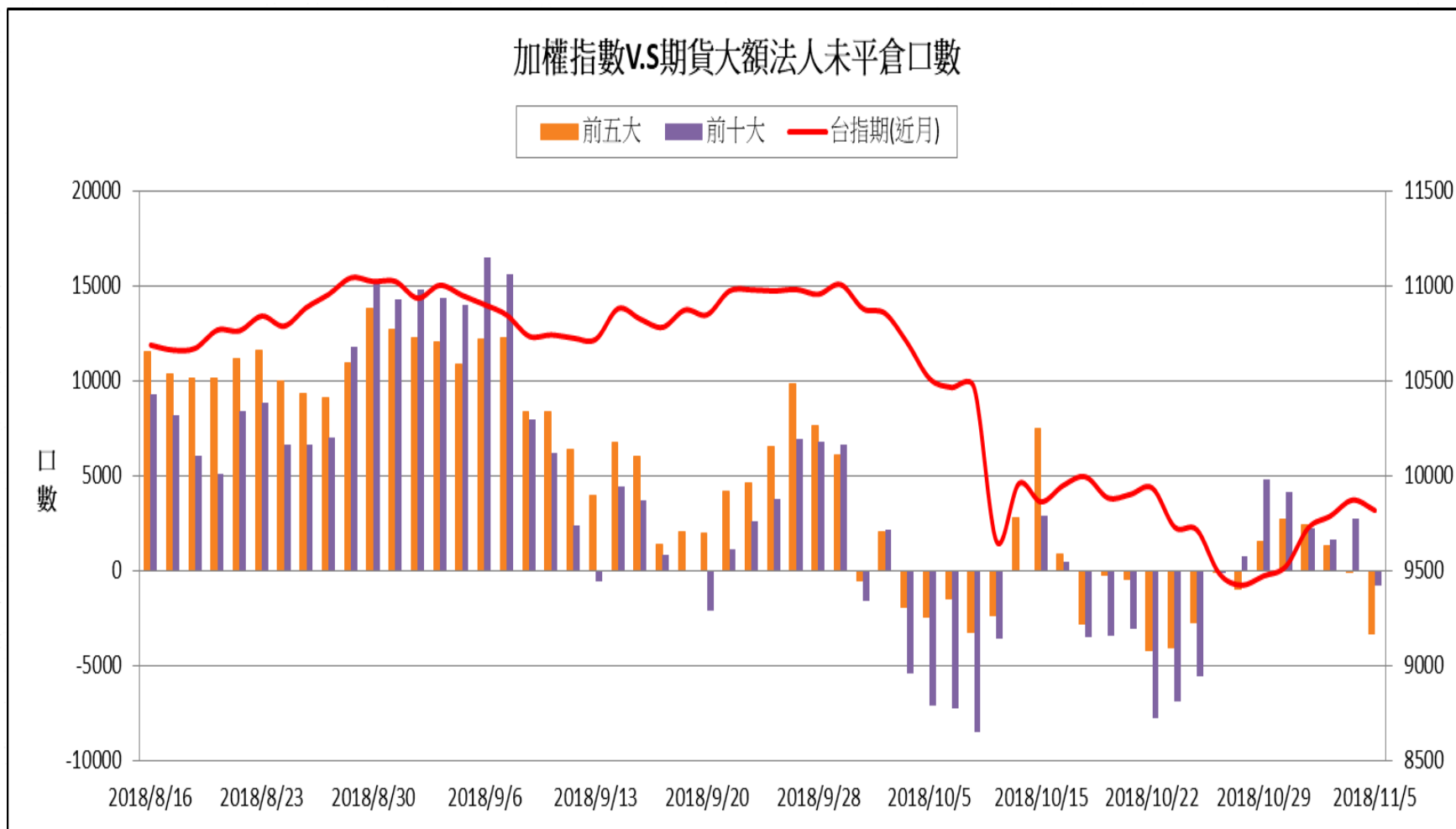
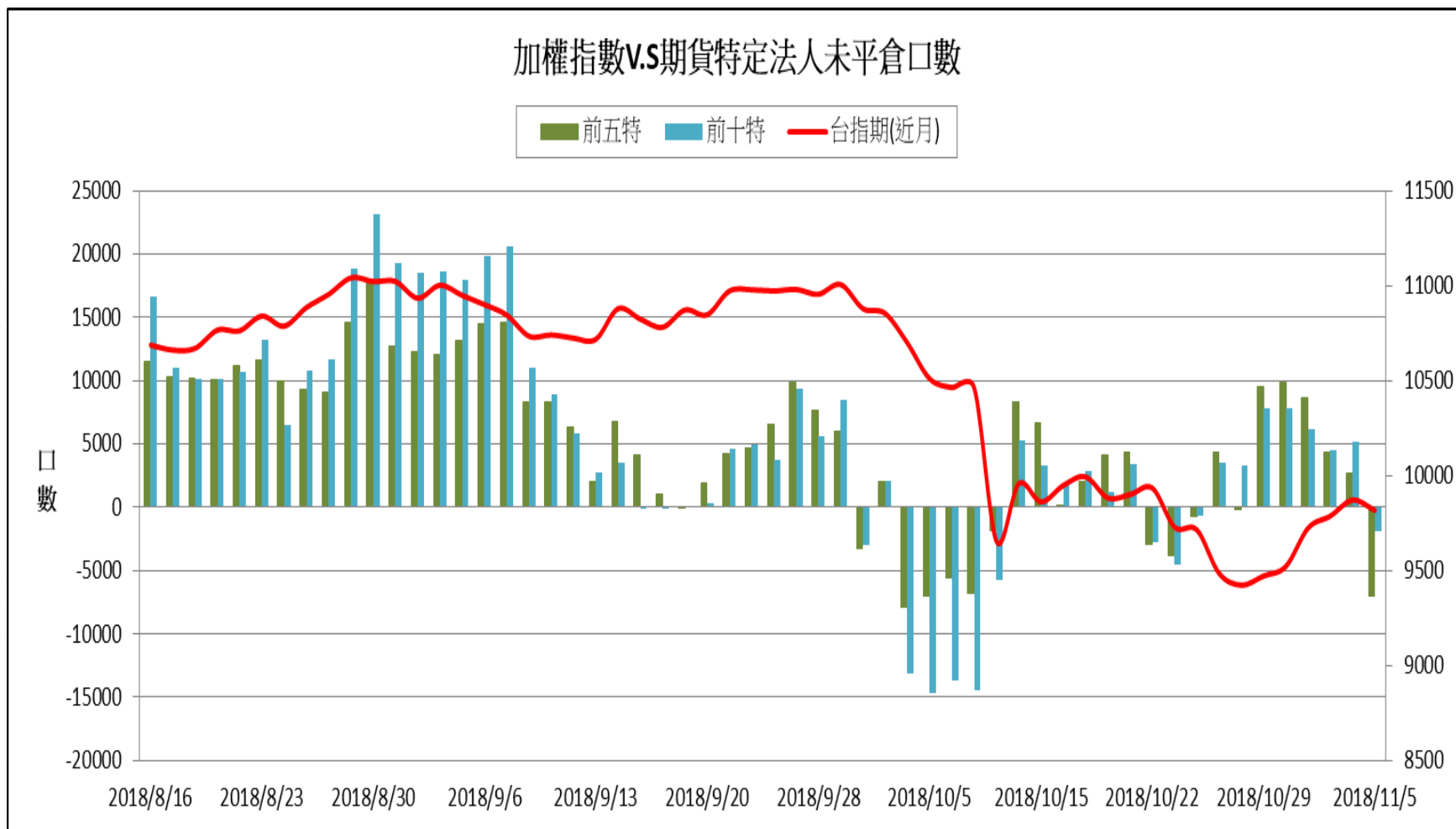


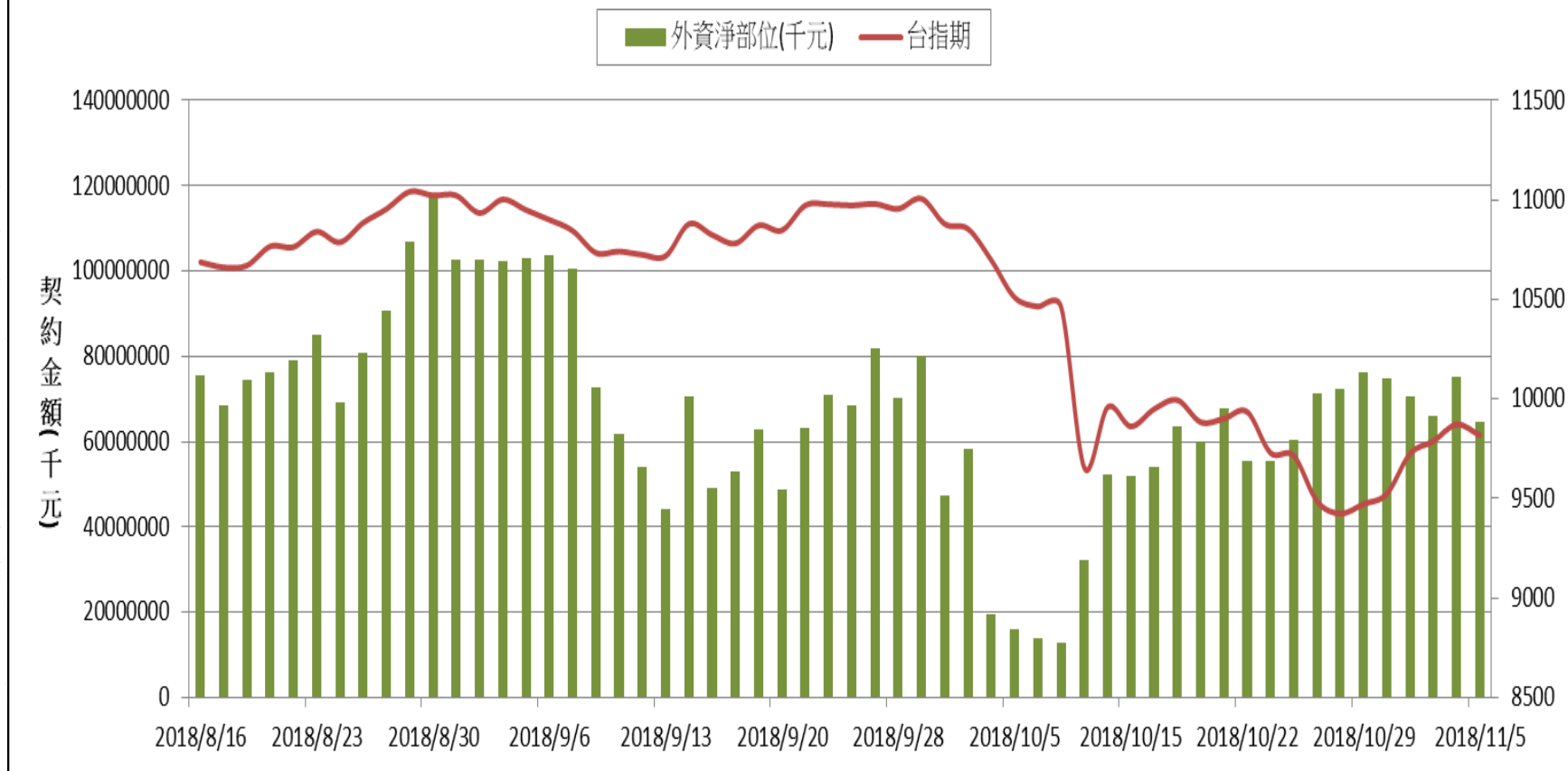
選擇權三大法人未平倉口數 V.S 台指期(近月)

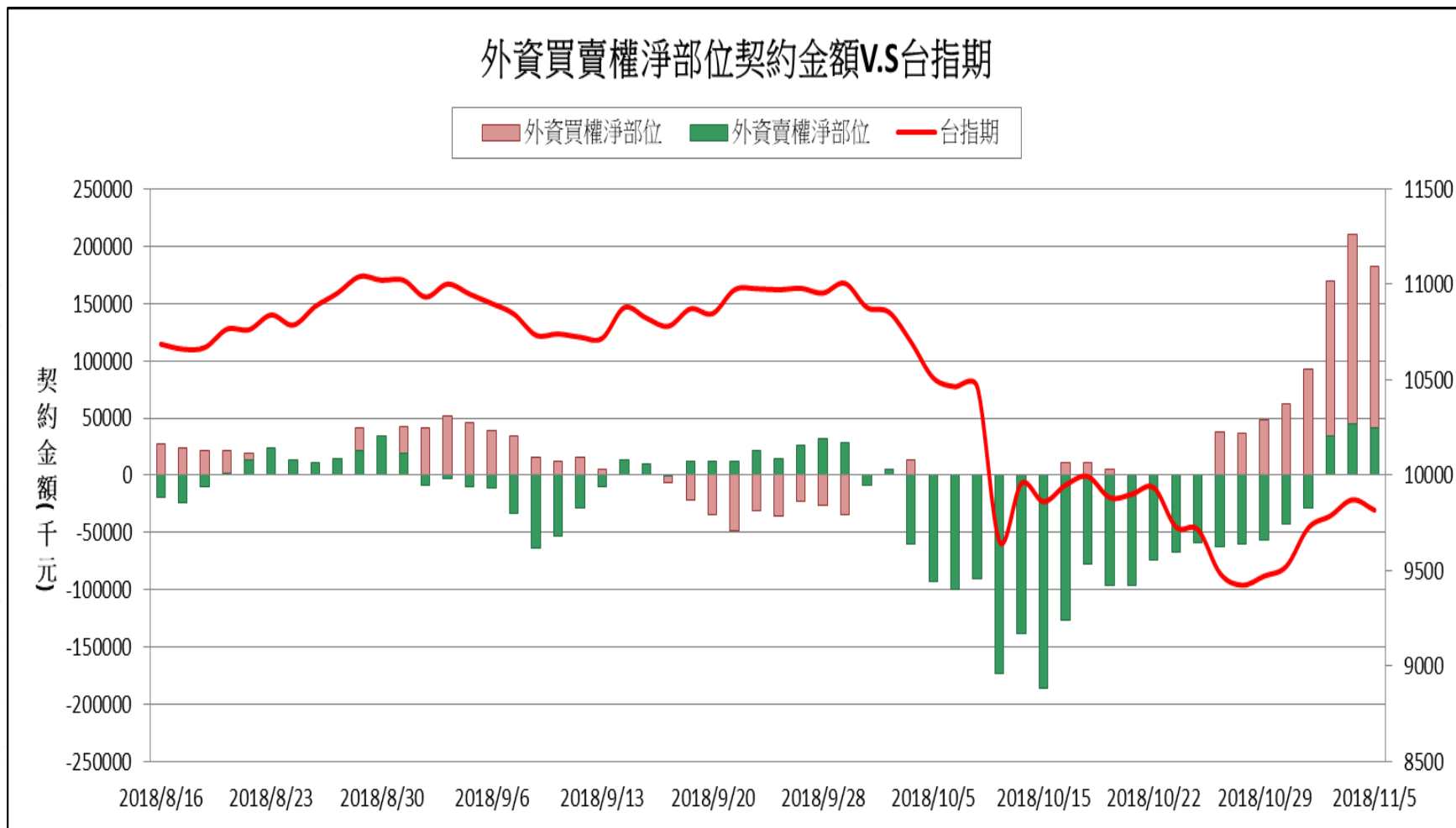


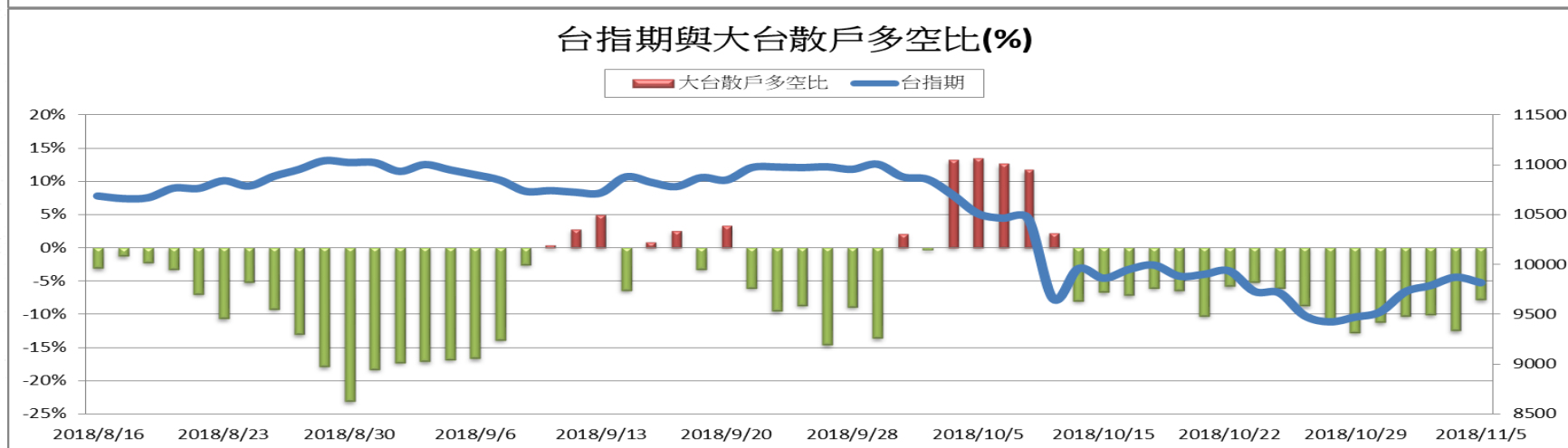
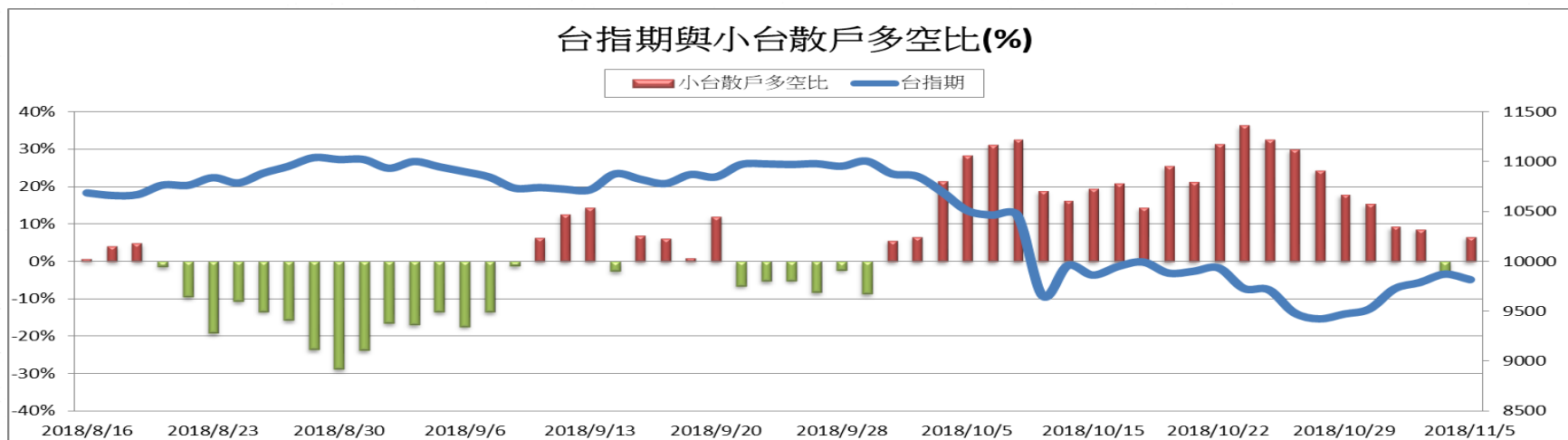




外資台指期與選擇權淨部位契約金額V.S台指期







買 權			201811	賣 權		
Vol	OI變化	OI	履約價	OI	OI變化	Vol
0	0	2	8000		3472 (+458)	893
0	0	0	8100		802 (+30)	133
0	0	20	8200		2834 (+59)	182
0	0	31	8300		10452 (+94)	288
0	0	5	8400		5367 (+51)	389
0	0	5	8500		5593 (+194)	1082
12	(+12)	376	8600		4332 (+121)	481
2	(+1)	217	8700		4917 (+287)	584
4	(-2)	458	8800		11297 (+177)	1525
0	0	274	8900		7202 (+580)	1624
44	(+39)	360	9000		17834 (+1786)	4775
35	(-9)	343	9100		7562 (-421)	2763
19	(-5)	583	9200		9177 (+1438)	5660
105	(-43)	956	9300		9527 (-19)	4894
136	(+10)	2005	9400		11070 (+754)	5283
337	(-63)	4096	9500		13614 (+1012)	9550
455	(-71)	4676	9600		10040 (+228)	6876
3379	(-191)	5047	9700		11041 (+396)	6168
8709	(+67)	10723	9800		8508 (+439)	7458
9061	(+61)	8553	9900		5544 (+95)	2575
10301	(+166)	18031	10000		3835 (+207)	1226
10248	(+645)	14100	10100		2112 (+85)	507
9650	(+1433)	17462	10200		1485 0	54
5746	(+541)	13749	10300		3501 (+20)	178
4256	(-103)	11333	10400		1863 (+36)	59
7358	(+63)	12853	10500		5185 (+3)	20
1936	(+608)	10283	10600		1497 (-1)	5
549	(+39)	5961	10700		1320 (-1)	6
978	(-367)	16239	10800		1619 (-5)	7
254	(+43)	4609	10900		264 0	2
437	(+45)	5722	11000		188 (-1)	1
259	(+231)	2784	11100		109 0	2
26	(+1)	3464	11200		69 0	0
101	(+49)	3806	11300		82 0	0
20	(-13)	2687	11400		66 0	3
15	(-9)	1753	11500		38 0	0
6	(-4)	2164	11600		0 0	0
2	0	2359	11700		1 0	0
7	(-7)	2082	11800		4 0	0
0	0	862	11900		3 0	0
0	0	1668	12000		1 0	0
0	0	907	12100		5 0	0
0	0	439	12200		0 0	0
1	(+1)	526	12300		0 0	0
1	(+1)	243	12400		3 0	0
52	0	98	12500		0 0	0
0	0	637	12600		0 0	0
1	(+1)	569	12700		0 0	0
0	0	625	12800		0 0	0